




KERATINOCYTE MEDIUM – SERUM FREE

Product Type:	Keratinocyte Medium – Serum Free
Catalog Number:	P60154

Product Description

Keratinocyte Medium (KM) is a complete medium designed for optimal growth of normal human keratinocytes *in vitro*. It is a sterile, liquid medium which contains essential and non-essential amino acids, vitamins, organic and inorganic compounds, hormones, growth factors and trace minerals. The medium is serum-free. It is HEPES and bicarbonate buffered and has a pH of 7.4 when equilibrated in an incubator with an atmosphere of 5% CO₂/95% air. The medium is formulated (quantitatively and qualitatively) to provide a defined and optimally balanced nutritional environment that selectively promotes proliferation and growth of normal human keratinocytes *in vitro*.

Components

-  500 ml of Basal Medium
-  5 ml of Keratinocyte Growth Supplement.
-  5 ml of penicillin/streptomycin solution (P/S solution)

Prepare for use

Thaw KGS and P/S solution at 37°C. Gently tilt the KGS tube several times during thawing to help the contents dissolve. **Make sure the contents of the supplement are completely dissolved into solution before adding to the medium.** Rinse the bottle and tubes with 70% ethanol, and then wipe to remove excess. Remove the cap, being careful not to touch the interior threads with fingers. Add KGS and P/S solution into basal medium in a sterile field, mix well and then the reconstituted medium is ready for use. Since several components of this medium are light-labile, it is recommended that the medium not be exposed to light for lengthy periods of time. If the medium is warmed prior to use, do not exceed 37°C. When stored in the dark at 4°C, the reconstituted medium is stable for one month.

Product Use

THESE PRODUCTS ARE FOR RESEARCH USE ONLY. Not approved for human or veterinary use, for application to humans or animals, or for use *in vitro* diagnostic or clinical procedure.